



Tambotie

NEWSLETTER OF THE WOODWORKING ASSOCIATION OF PRETORIA
Tambotie www.ptawoodworkers.com
April 2011
April 2011

Redaksioneel

'n Mens kan begin voel dat die weer aan't verander is. Die dae word korter en met my spoed wat afneem kry ek daaglik minder verrig. Dit is daarom noodsaaklik om daarop te let dat ons hierdie jaar die uitstalling vervroeg het na 27 Augustus. Julle moet kennis neem hiervan want daar is nie meer soveel tyd soos in die verlede oor om jou pronkstuk klaar te kry nie.

Programme for April

- Saturday, 9 April, at 09h00: Cabinetmakers will meet at Gerhard du Randt's workshop, 379, 11th Avenue, Gezina.
- Saturday, 16 Apr, at 09h00: The turners will meet at Leon Wolmarans' workshop, 754 Richmond Street, Erasmuskloof
- Wednesday, 27 April, at 18h00: The monthly meeting will take place at the Botany Laboratory, University of Pretoria.

Vorige maandvergadering

Die afgelope maand se vergadering het werklik 'n baie interessante saak aangespreek. Ek het nooit besef dat die versameling van ou gereedskap op sigself so 'n gekompliseerde

besigheid is nie. Die detail wat vervat is in die katalogusse wat aan ons getoon is, was verstommend om te sien. Dit wil al lyk asof elke model handgereedskap wat al gemaak is gedokumenteer is. Die detail wat die gereedskapmakers in die verlede gevolg het is iets om te aanskou. Dit word geglo dat ons nou 'n baie beter insig het oor waaroor dit gaan as jy lees of hoor van 'n "Sweet heart" skaaf van Stanley. Die aanbieders, Tom Howden en Mike Wilson, het hulle baie goed van hul taak gekwyt. Met hul goeie humor het hulle 'n mens laat lus kry om ook sulke unieke stukke gereedskap te bekom. Dit was ook goed om te sien hoeveel van ons eie lede ook oulike stukke het om mee te spog.



Kyk net na die detail waarmee hierdie skaaf gemaak is.



Gereedskap wat Mike saambring het om mee te illustreer.



Woodcarvings



Sommige van die stukke wat vir bespreking deur van ons lede saamgebring is



Woodworking Display of Turned Items

Vanaf die Stoel / From the Chair

March has been an active month where we have participated successfully in Hobby X and also in the Exhibition of the Woodcarvers Guild.

We have compiled our Membership List of 2011 based on paid-up members and are in the process of circulating it to members. Please keep us informed of any change in your contact details. We have some 91 members, and unfortunately there are two deposits in our banking account without any reference. If you have paid and your name is not on the list please contact me or the Treasurer Dries Du Toit. Our recruiting drive has been successful so far and we have eight new members this year.

We had an excellent monthly meeting on the topic of Antique Tools on 30 March which was attended by some 40 members. See a report elsewhere in the newsletter.

Vereniging se Hemp: Ek het verlede maand aangekondig dat die komitee 'n besluit geneem het om 'n blou hemp, soos in die foto getoon, vir die Vereniging te koop. 'n Vereenvoudigde embleem sal op die sak aangebring word. Ons het nou 'n borg gekry en die prys van die hemp sal R75 wees. Ons sal verskillende groottes van die hemp by die volgende maandvergadering beskikbaar hê en bestellings kan dan geplaas word.



Vereniging se Hemp

(Embleem op sak)

We undertook to make **trophies** for the Woodcarvers' Guild. Some 20 trophies were handed over to the Woodcarvers Guild on 16 March at the Turners Meeting. I heard later that David Beukes, who is a member of both this Association and the Guild, had made 14 trophies and handed them directly to the Woodcarvers-Well done David!

The Committee has been hard at work in arranging the programme of Monthly Meetings and other activities. Goeie nuus is dat ons weer die Universiteit van Pretoria se Proefplaas vir ons Jaarlikse-Braai op **Saterdag 19 November** kan benut. 'n **Fabrieksbesoek** word op Saterdag 14 Mei gereël en die onderwerp is **Spuitverf**. Verdere besonderhede in die verslag van die Meubelmakers.

Groete

Paul Roberts

Voorsitter / Chairman

Cabinet makers

The Cabinet Makers Interest Group met at Paul Roberts' workshop and we had an equally good attendance of 18 persons as that of the previous month. The topic for the day was **Planing: Machine and Hand Planing**. Paul led the presentation which was supplemented with information from Brian Addis. Paul referred to an excellent article in Fine Woodworking 213, pages 22-24 & 26 on "Cutting parts to size: How to turn rough lumber into straight, flat, square furniture parts" Stuart Lipp. Paul distributed copies by e-mail to members after the meeting.

Prior to the meeting, Steve's hand built sports car attracted a lot of attention.



Steve Prinsloo's hand built AC Cobra

(Not much wood in it, but it took years of dedicated work)

The following main topics were dealt with in the presentation and demonstration:

- Accuracy requirements;
- Preparation of timber prior to surfacing (a demo of how to cut a badly warped and cracked plank was given);
- Cut practical lengths for planing depending on what is to be made and take into account the minimum safe length which can be thicknessed;
- Identification of grain direction;

- Safety;
- Sharpening and setting of planer blades (see photos below) and also setting of the surfacing tables. (See Brian's sketches below which are self explanatory.);
- Edging prior to ripping;
- Depth of planing cut;
- Measuring and marking equipment and aids;
- Stacking of wood for efficient processing;
- Snipe (Brian gave a reference after the meeting to an interesting website article which deals with the problem. See article dated 21 March on www.woodgears.ca for a discussion on snipe in thickness planers. Apparently movement of the cutter block relative to the feed table plays a role.)

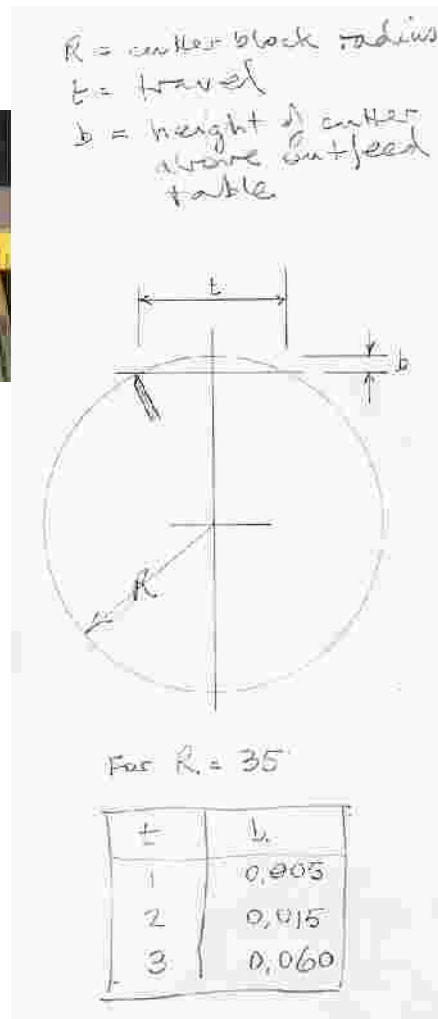


Shop made jig for sharpening planer blades using a diamond sharpener

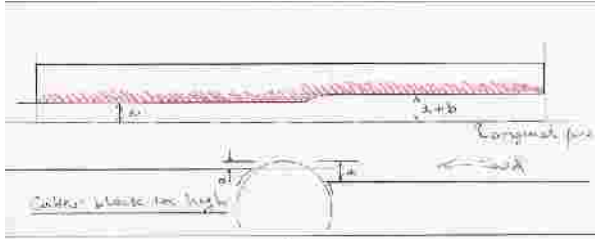


Testing the planer blade setting with a shop made device


(The specification requires that the travel of the bar should not exceed 2 to 3 mm when the cutterhead is rotated by hand. NB turn the power off)



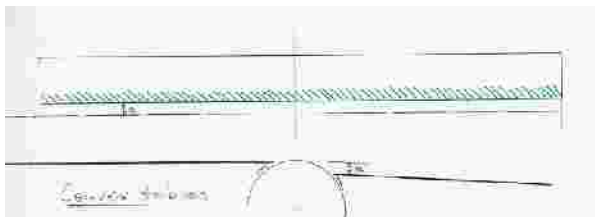
**Relationship between cutter block size,
blade height above outfeed table and travel
distance (Brian Addis)**



**Result of a cutter block which is too high
(Brian Addis)**



**Result of surfacing with concave aligned
tables (Brian Addis)**



**Result of surfacing with convex aligned
tables (Brian Addis)**

Surfacing is often the most difficult and critical part of the operation. Once surfaced the planer is converted to the thicknessing mode. The feed direction is opposite to that for surfacing due to the grain direction and cutter rotation. It was agreed that depths of cut should depend on various factors such as wood type, required finish and grain and normally will not exceed 1 mm. Vernier callipers are a most useful tool for measuring thickness

accurately. Once the surface has been thicknessed over about 90% of the area, the board should be thicknessed from the alternate sides to remove almost equal amounts from both faces. This relieves internal stresses and results in an almost equal moisture content on both sides which is less prone to warping. Get to know the screw thread for adjusting the cut and relate travel distance to the rotation of the hand wheel. eg 2 mm = One rotation thus 90 degrees = 0.5 mm.

A short talk was given on the merits of hand planes and the different types were displayed. Sharpening and the tuning of planes are important matters. Paul circulated the Fine Woodworking article on *Handplane Tune-up* by David Charlesworth FWW 172 pages 36-41.

A **Show and Tell** session was held where the following were discussed:

- Paul illustrated the trial joints he had made for a coffee table;
- Leon Wolmarans showed his cabinet he had made for his pen turning equipment;
- Gerhard du Randt showed his shop-made sandpaper holders which result in improved sanding and better utilisation of the sandpaper.



Paul highlighting aspects of trial joints



Leon's cabinet for pen turning equipment



Gerhard's sandpaper holder

The Cabinet Makers made three trophies for the Woodcarvers Guild as shown below. Further trophies are required and members are requested to participate.



Trophies made by the Cabinet Makers

The next meeting will be at the workshop of Gerhard Du Randt (379 11th Ave, Gezina) at 09h00 on Saturday 9 April 2011. The main

topic for the day will be on **Sawing**. Please bring your own ear protection devices.

The meeting in **May** will take place in the form of a **factory visit to Alexander Wildervanck's factory on Saturday 14 May at 09h00. The topic of the day will be spray painting**. This visit is not confined to the Cabinet Makers and all Association members are welcome to attend. Please inform Paul if you intend to attend. We could share transport to the venue near Rayton. Further details later.

Paul Roberts

DRAAIERS BY KOBUS BYEEN

Op Woensdagaand 16 Maart het die draaiers in Kobus Mostert se werksplek byeen gekom te midde van gietende reën. Hoewel die donker wolke vroeg daardie middag al gedreig het, is die meeste lede nie daardeur afgeskrik nie en het meer as 20 draaiers vir die byeenkoms opgedaag. Die meeste simpatie was egter vir Jack Munting wat te midde van die harde reën op die dak, sy stem bo die geraas moes verhef om gehoor te word. Hy het hom egter goed van sy taak gekwyt en het almal, veral vir Audrey Miles as spesiale gas, welkom geheet.

Tydens die gebruikelike administratiewe sessie het Jack terugrapporteer oor ons lede se deelname aan Hobby-X en moes hy ook reëlins tref vir die komende deelname aan die uitstalling saam met die Kuifkophoutkapper Snyersgilde in Waverley gedurende die laaste week van Maart (berig daarvoor elders). Verder het hy weer eens gevra vir voorstelle oor verbeterings/veranderings aan ons byeenkomste asook ons jaarprogram wat die huiswerkrooster insluit. Ons verneem graag by ons lede hieroor.

Die huiswerk vir daardie aand was enige tipe trofee van hout wat ons aan die Snyersgilde sou skenk. Tesame met 'n paar afkomstig van die meubelgroep, het daar 20 trofeë op die uitstaltafel gepronk. Dit was 'n goeie poging en het 'n verskeidenheid idees en inisiatiewe getoon. Willie de Wet het selfs met sy Biljart-wisseltrofee vir hulle aftree-oord kom spog. Baie dankie aan almal wat trofeë geskenk het (en asb. vir nog bydraes van draaiers wat nou nuwe idees gekry het).



Sommige van die trofeë wat vir die Snyersgilde gemaak is. Dit het wyd in vorm en grootte gevarieer

Die volgende byeenkoms word vir Saterdag 16 April beplan. Dit begin om 09:00 en word by Leon Wolmarans gehou. Sy adres is Richmondstraat 754 in Erasmuskloof. **The next meeting of the turners will be on Saturday 16 April in the workshop of Leon Wolmarans. His address is 754 Richmond Street in Erasmuskloof and it will start at 09:00.**

Behalwe vir volgende keer se huiswerk wat reeds 'n beroering veroorsaak het, gaan daar baie sinvol bespreking oor die beoordeling van draai-items gevoer word. Lede sal later meer volledig hieroor ingelig word. Die huiswerk vir volgende byeenkoms is 'n uitdaging. Dit behels die draai van 'n kubus (enige afmetings) maar dit moet 'n potjie met 'n deksel wees. **The homework for next meeting is a lidded box, with the challenge to turn the box as a cube of any size.**

Na die gebruiklike pouse waarin Kobus en Henriette almal met koffie of tee en beskuit bedien het, is Audrey Miles die geleentheid gebied om die trofeë namens hulle Gilde te ontvang en om vir ons te demonstreer hoe daar op 'n gedraaide bord kerfwerk aangebring kan word om die draai-item te versier. Meer hieroor in 'n ander berig.

Lou Coetzer

Woodcarving and Turning

We were fortunate enough to have Audrey Miles of the Carving Guild to address us after tea. She had with her several beautiful examples of different kinds of carving (there are nearly 40 different categories!) as appetizers to encourage turners to enhance their pieces by carving them. She then very briefly described how this can be done and the difference in quality of the image obtained when carving tools are also used as opposed to using only the Dremel machine. Also on the table for our perusal she had a very comprehensive guide for judges when evaluating carved pieces. From this it was quite apparent that a phenomenal amount of work went into preparing and standardising their judging procedures; the turners still have a long way to go in this regard!



Een van die uitgesnyde tafeltjies wat Audrey Miles as voorbeeld van hierdie tipe werk kom wys het.

Jack Munting

Turning demonstration by German Turner

Several of our members were able to attend on 7 March the most interesting turning demonstration by Jo Winter of Germany. For detail of his work see www.jowinter.de. The demonstration was held in the clubhouse of the Witwatersrand Woodworkers Association. Jo turned a complex shape which involved rechucking and hollowing out a box on the top. He made use of good lighting and the subsequent shadows.



Jo Winter demonstrating his technique of shadow turning.

Adverts

Henk Marais (former member) still has a number of tools for sale. For detail see next page

Henk also has a large range of **Books on woodworking and magazines** for sale. These will be brought to the Monthly meeting on **27 April 2011**. Henk Marais 082 561 1399

Ledegeldens

Dit wil voorkom of ons soms sukkel om ledegeld en so aan betaal te kry. Vir die gerief van ons lede en om te verseker ons administrasie bly op datum, veral wat die geld betref, sal ons voortaan die bankbesonderhede by elke Tambotie insluit.

Bankbesonderhede

Bank: ABSA

Tak: Lyttelton

Takkode direk: 335-045

Takkode Elektroniese oordrag: 632-005

Rekening tipe: Lopende

Gebruik u naam as verwysing vir elektroniese betalings

Tool Description	Make	Model	Price
Mini Lathe	Jet	JML 1014 VS	R 2 500.00
Lathe Bed extension	Jet		R 600.00
Woodturning Chisels - 6 pc HSS			R 600.00
32mm Skew	Crown		R 250.00
12mm Skew	Dynamic		R 250.00
PSI pen Mandrel	PSI		R 100.00
M2 Peppermill insert cutter			R 200.00
Electric chisel set	Ryobi		R 250.00
Combination Planer thicknesser	Electra Beckum	HC 260M	R 10 000.00
Dust Collector - Vacuum cleaner	Festool	CT 22	R 3 800.00
Router Set	Triton	MOF 001	R 1 800.00
Vacuum Press and bag			R 750.00
Router Plane	Veritas		R 1 000.00
Spoke shave - Flat sole	Veritas		R 500.00
Spoke shave - Concave	Veritas		R 500.00
Spoke shave - Round	Veritas		R 500.00
50m Industrial Extension Lead			R 450.00
Laser leveling device (with tri-pod)	De Walt		R 1 400.00
Drill Press	Martlet	380 AN 750	R 2 000.00
DVD 9 - Bench Planes	Fox	Jim Kingshott	R 80.00
Interactive DVD (200 episodes Fine Woodworking)	Taunton		R 700.00
Antique Stanley 55 Profile Plane	With almost full set of cutters		Make an offer
Antique Wooden Filester Plow Plane	With set of cutters		Make an offer
Antique Wooden Rabbet Plow Plane			Make an offer
Antique Mitre Box & saw			Make an offer

